

Name: _____

Hour: _____

Thank you for downloading this product!

I would greatly appreciate feedback/ratings on this product at www.teacherspayteachers.com.

Visit my store for other great middle school products!

<http://www.teacherspayteachers.com/Store/Miss-Middle-School-Teacher>

Microscope Observations Note Taking Page

MICROSCOPE PRACTICE

Directions: Choose any 3-6 items in the room to look at under the microscope at low, medium, and high power. Or, take a look at the prepared slides that your teacher has provided you with. Draw a detailed picture of what you see. Label the items, (piece of fruit, candy wrapper, cardboard, metal, yarn, something from your pencil case, etc.)

ITEM #1 _____

Low Power () Medium Power () High Power ()

ITEM #2 _____

Low Power () Medium Power () High Power ()

ITEM #3 _____

Low Power () Medium Power () High Power ()

ITEM #4 _____

Low Power () Medium Power () High Power ()

ITEM #5 _____

Low Power () Medium Power () High Power ()

ITEM #6 _____

Low Power () Medium Power () High Power ()

Created by Miss Middle School Teacher ©2014
<http://www.teacherspayteachers.com/Store/Miss-Middle-School-Teacher>



Created by: Miss Middle School Teacher ©2014

<http://www.teacherspayteachers.com/Store/Miss-Middle-School-Teacher>

Created by: Miss Middle School Teacher ©2014

<http://www.teacherspayteachers.com/Store/Miss-Middle-School-Teacher>

Name: _____


Hour: _____




MICROSCOPE PRACTICE

Directions: Choose any 5-6 items in the room to look at under the microscope at low, medium, and high power. Or, take a look at the prepared slides that your teacher has provided you with. Draw a **detailed** picture of what you see. Be sure that the item is something that is appropriate for looking at under the microscope. (Examples: hair, eyelash, piece of dust or lint, candy wrapper, paper clip, thread, yarn, something small from your pencil case, etc.)


ITEM #1: _____



Low Power (__x)




Medium Power (__x)




High Power (__x)


ITEM #2: _____



Low Power (__x)




Medium Power (__x)




High Power (__x)


ITEM #3: _____



Low Power (__x)



Medium Power (__x)



High Power (__x)


Created by: Miss Middle School Teacher ©2014

<http://www.teacherspayteachers.com/Store/Miss-Middle-School-Teacher>

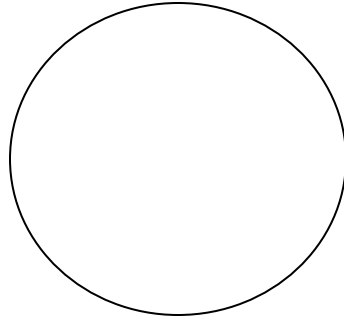
Name: _____

Hour: _____

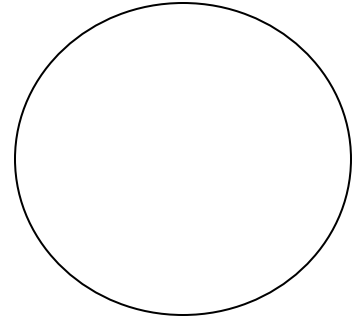
ITEM #4: _____



Low Power (__x)




Medium Power (__x)




High Power (__x)


ITEM #5: _____



Low Power (__x)




Medium Power (__x)




High Power (__x)


ITEM #6: _____



Low Power (__x)



Medium Power (__x)



High Power (__x)